

UX Wireframes

TWF Trade Enquiry GUI

Version 0.13

Version History

Document Name	Author	Date Modified	Notes
TWF Trade Enquiry GUI - UX Wireframes_v0.02	Ben Campbell	26 Jul 2013	Addition of multiple query values e.g. Trade ID. Additional search parameters. Addition of Day 1 and Day 2 distinction and last 15 minutes
TWF Trade Enquiry GUI - UX Wireframes_v0.03	Ben Campbell	30 Jul 2013	Addition of symbols in NFOS Ack column for found trades. Addition of trade details view. Addition of example with all range fields expanded and multiple site controls. Removal of site code field from Site controls. Addition of Reset button after search has been performed. Change to form validation being performed after search has been performed. Remove multiple Deal ID controls. Addition of client type dropdown
TWF Trade Enquiry GUI - UX Wireframes_v0.04	Ben Campbell	30 Jul 2013	Removal of PO Unit ID from Site for Day 1. Removal of multiple value search for Site. Addition of Unit ID dropdown options list for Day 2. Addition of channel dropdown
TWF Trade Enquiry GUI - UX Wireframes_v0.05	Ben Campbell	31 Jul 2013	Update to style of Retrieve and Reset buttons
TWF Trade Enquiry GUI - UX Wireframes_v0.06	Yooch Wan	09 Sep 2013	Entering one currency in currency-pair field will display all currency pairs that include that currency. Updated date format specification to allow user to enter date in a variety of formats but system will update date to DD-MMM-YY format once user has finished typing. Added ability to use wildcards to Deal ID search. Repositioning of dropdowns for External Trade ID, Trade Channel, Client.
TWF Trade Enquiry GUI - UX Wireframes_v0.07	Ben Campbell	19 Sep 2013	Updated Day 1 wireframes to reflect current build. Addition of UTI to Deal ID field. Addition of Product selector
TWF Trade Enquiry GUI - UX Wireframes_v0.08	Ben Campbell	23 Sep 2013	Updates to Product Selector and Deal ID field to allow multiple product selections and multiple trade ID's to be entered
TWF Trade Enquiry GUI - UX Wireframes_v0.09	Ben Campbell	24 Sep 2013	Addition of brackets to Product descriptions in product dropdown
TWF Trade Enquiry GUI - UX Wireframes_v0.10	Ben Campbell	25 Sep 2013	Update to Product Selector combining Forwards & NDF and Swap & NDS. Addition of column order controls.
TWF Trade Enquiry GUI - UX Wireframes_v0.11	Yooch Wan	24 Oct 2013	Update to Blotter column controls to make column re-ordering interaction more obvious
TWF Trade Enquiry GUI - UX Wireframes_v0.12	Ben Campbell	30 Oct 2013	Addition of instructional text to Blotter column controls to make column re-ordering interaction more obvious
TWF Trade Enquiry GUI - UX Wireframes_v0.13	Ben Campbell	05 Nov 2013	Change to wording on column controls. Addition of colour value for text.

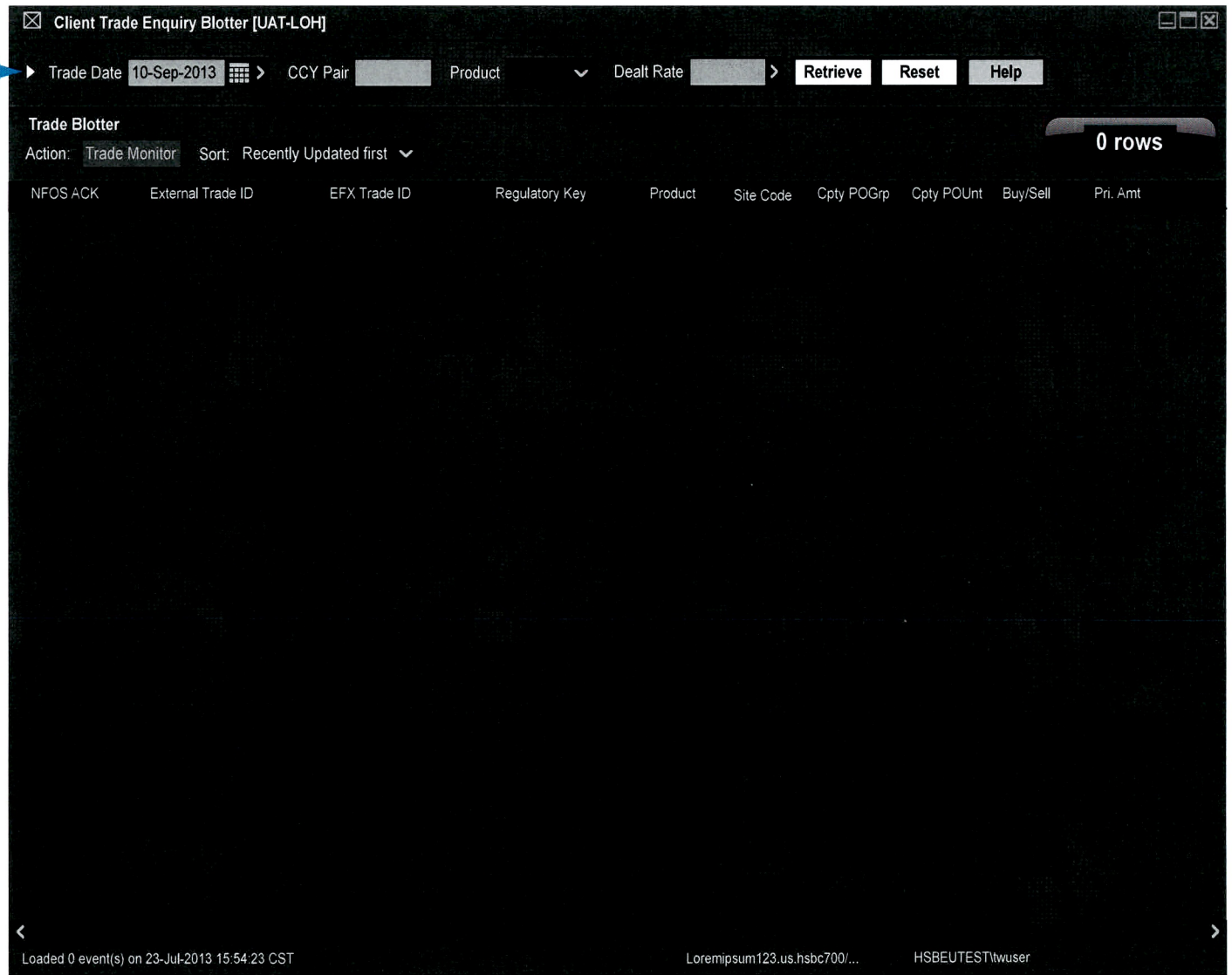
Client Trade Enquiry

ECN Support desk need to quickly and efficiently locate a trade in reponse to a client enquiry across all trading channels

1. Search criteria panel is collapsed by default.

Trade date, CCY Pair Product and Rate fields are displayed by default.

Panel can be expanded by clicking on the expand arrow



Client Trade Enquiry

1. Search criteria panel has been expanded and additional search criteria revealed.

Validation

When the user hits the Retrieve button any invalid field values will be indicated:

CCY Pair

On rollover of any of the fields containing the error, the invalid entry tooltip will be displayed:

CCY Pair Invalid Entry

All Date Fields

Dates can be manually entered using any of the following formats but re-displayed as DD-MMM-YY:

- 10-Sep-13
- 10-Sep-2013
- 10 Sep 13
- 10 Sep 2013
- 10 09 13
- 10/09/13
- 10/09/2013


→

2. Trade Date

Date can be typed in:


Trade Date

Or selected from the calendar:

Trade Date 

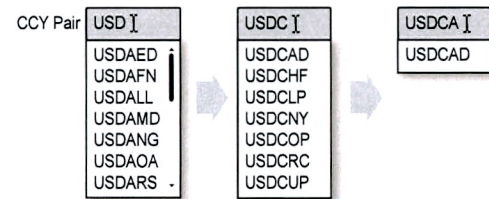
August 2013

S	M	T	W	T	F	S
28	29	30	31	1	2	3
4	5	6	7	8	9	10
11	12	13	14	15	16	17
18	19	20	21	22	23	24
25	26	27	28	29	30	31



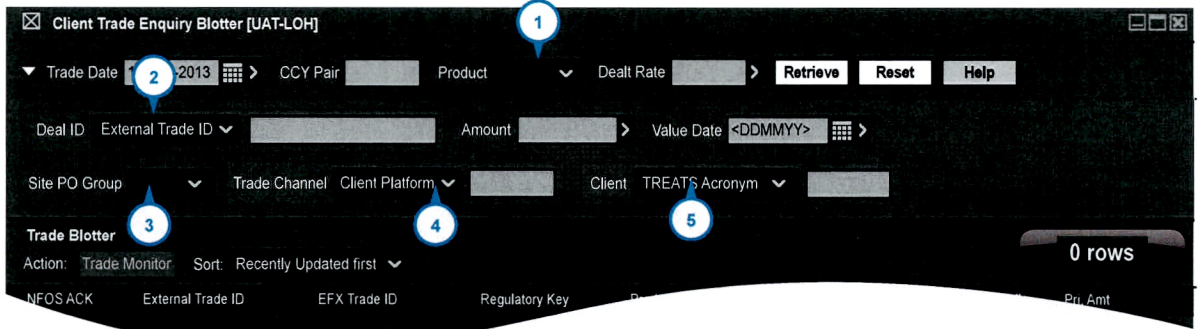
3. Currency Pair

As user types in a currency available pairs are displayed automatically and update dynamically as user types

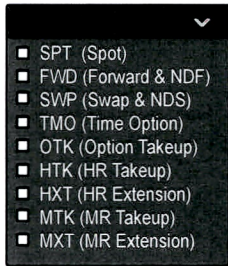


will search for all currency pairs that include USD

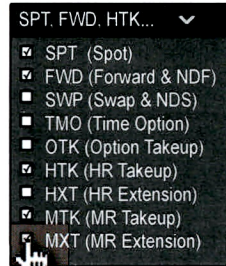
Client Trade Enquiry Continued



1. Product



Default = All products



Select product(s)



Truncated list of selected products



Tooltip displayed on rollover showing full list of selected products

2. Deal ID




Wildcards may be used at the beginning or end of the search string:

NY0001* will return all trades with ID that starts with 'NY0001'

*NY0001 will return all trades with ID that ends with 'NY0001'



2. Multiple ID's search for UTI Deals



Wildcard searches cannot be performed with multiple UTI deal searches
Multiple UTI deal ID's can be copied from an external program and pasted into the Deal ID field

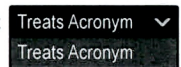
3. Site PO Group



4. Trade Channel




5. Client



Client Trade Enquiry

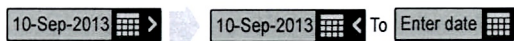
Some controls within the trade enquiry form can be expanded to reveal ranges

Range controls




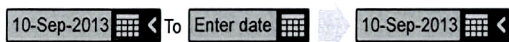
1. Range button

Date range controls can be revealed:



As fields are expanded when space on a line is filled elements wrap onto the next line when necessary

and hidden as required:

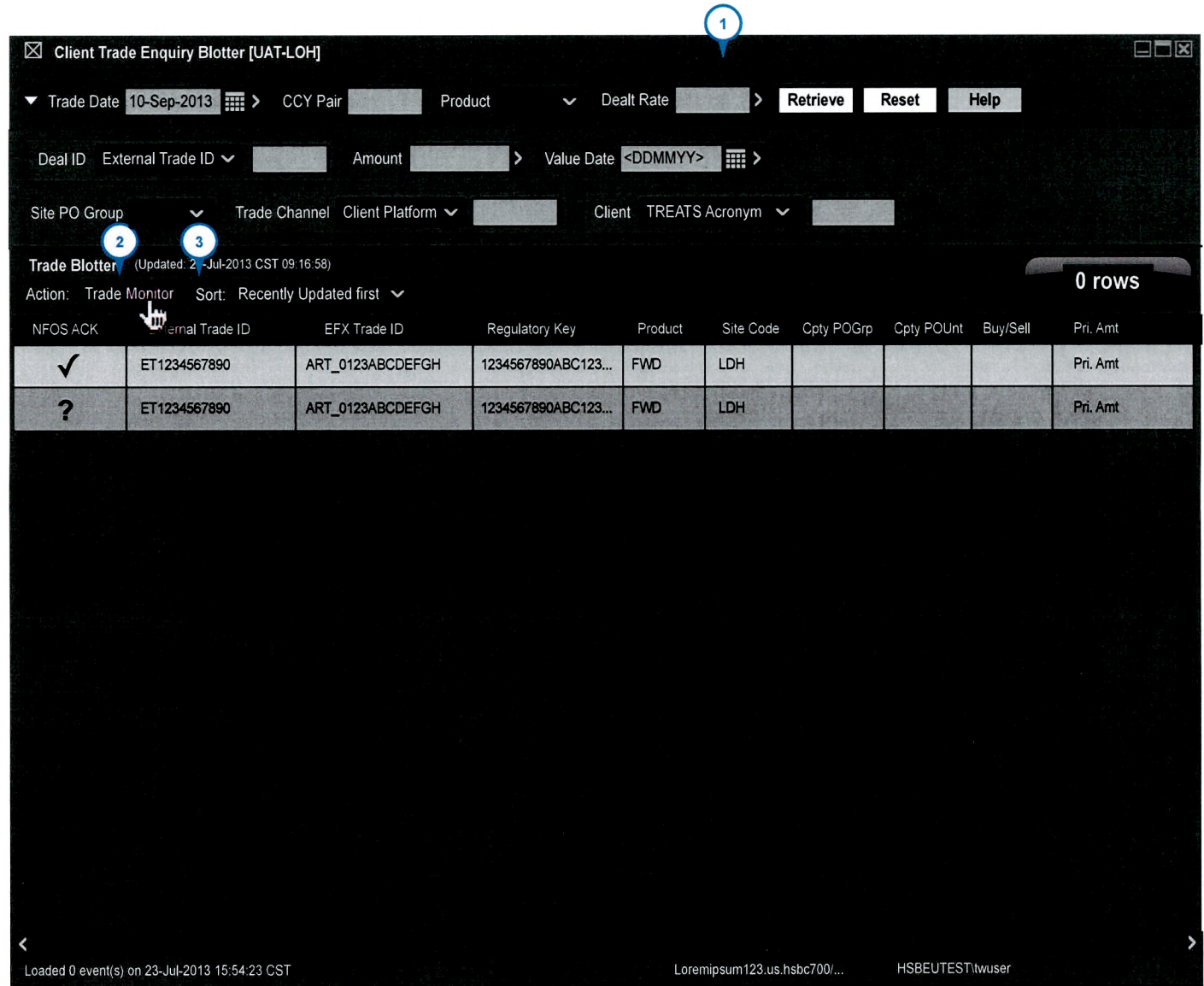


An example showing all range fields expanded
1. Trade date with range expanded

Client Trade Enquiry

Matching trade results are displayed in the blotter

1. Reset Button. On-click all search queries and blotter are cleared. Search criteria panel is automatically collapsed
2. Refresh button - On click search is refreshed and time stamp updated
3. Trade monitor button. On-click the trade monitor blotter panel is displayed



The screenshot shows the 'Client Trade Enquiry Blotter [UAT-LOH]' interface. At the top, there are search filters for Trade Date (10-Sep-2013), CCY Pair, Product, and Dealt Rate, along with 'Retrieve', 'Reset', and 'Help' buttons. Below these are filters for Deal ID, External Trade ID, Amount, and Value Date (<DDMMYY>). Further down are Site PO Group, Trade Channel, Client Platform, and Client TREATS Acronym. A 'Trade Blotter' section shows an update timestamp and an 'Action: Trade Monitor' button (annotated with '3'). A 'Sort: Recently Updated first' dropdown is also present. The main table displays trade data with columns: NFOS ACK, External Trade ID, EFX Trade ID, Regulatory Key, Product, Site Code, Cpty POGrp, Cpty POUnt, Buy/Sell, and Pri. Amt. The first row has a checkmark and the second has a question mark. A '0 rows' indicator is visible in the top right of the table area. At the bottom, there is a status bar with navigation arrows, a timestamp 'Loaded 0 event(s) on 23-Jul-2013 15:54:23 CST', and user information 'Loremipsum123.us.hsbc700...' and 'HSBEUTEST\user'.

Trade Detail View

User has selected a trade and clicked the Trade Monitor button

1. Trade details view is displayed

Client Trade Enquiry Blotter [UAT-LOH]

Trade Date: 10-Sep-2013 | CCY Pair: | Product: | Dealt Rate: | Retrieve Reset Help

Deal ID: | External Trade ID: | Amount: | Value Date: <DDMMYY> |

Site PO Group: | Trade Channel: | Client Platform: | Client: TREATS Acronym: |

All Trades
(Updated: 29-Jul-2013 CST 09:16:58)

Action: Trade Monitor | Sort: Recently Updated first | 5 rows

NFOS ACK	External Trade ID	EFX Trade ID	Regulatory Key	Product	Site Code	Cpty POGrp	Cpty POUnt	Buy/Sell	Pri. Amt
✓	ET1234567890	ART_0123ABCDEF GH	1234567890ABC123...	FWD	LDH				Pri. Amt
✓	ET1234567890	ART_0123ABCDEF GH	1234567890ABC123...	FWD	LDH				Pri. Amt
✓	ET1234567890	ART_0123ABCDEF GH	1234567890ABC123...	FWD	LDH				Pri. Amt
✓	ET1234567890	ART_0123ABCDEF GH	1234567890ABC123...	FWD	LDH				Pri. Amt
✓	ET1234567890	ART_0123ABCDEF GH	1234567890ABC123...	FWD	LDH				Pri. Amt

Loaded 0 event(s) on 23-Jul-2013 15:54:23 CST | Loremipsum123.us.hsbc700/... | HSBEUTEST\user

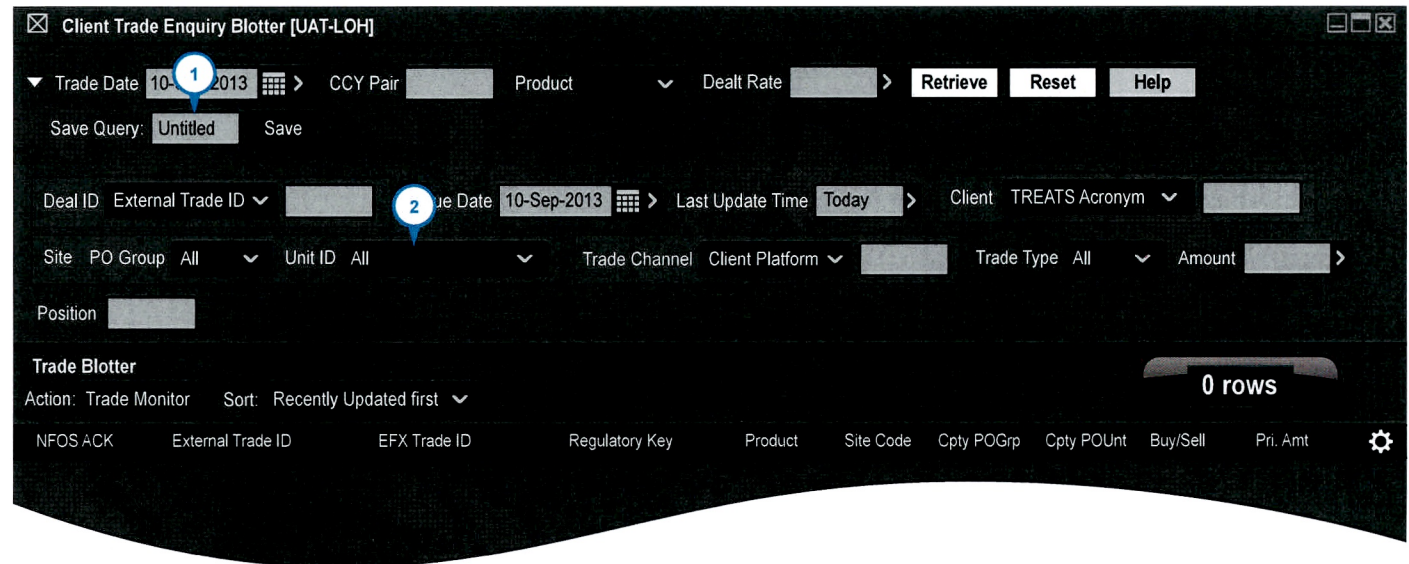
Client Trade Enquiry

Additional Features

1. Save Query

2. Unit ID dropdown available options:

- HSBC SYDNEY
- HSBC SINGAPORE
- HSBC TOKYO
- HSBC BANK PLC
- NEW YORK SHARED DATA
- HBUS TORONTO BRANCH
- HSBC USA INC.
- HSBC OVERSEAS CORPORATION DE
- HSBC BANK USA NA NEW YORK
- HSBC DELAWARE STATE - SUNDRY COMPANY
- HSBC BANK USA NA IBF
- HSBC BANK USA NA CAYMAN BRANCH
- HSBC FINANCE CORP HBIO
- HSBC HONGKONG
- HSBC MIDDLE EAST DUBAI
- CANADA SHARED DATA (NEW)
- EMEA SHARED



Client Trade Enquiry Blotter [UAT-LOH]

Trade Date: 10-Sep-2013 | CCY Pair: | Product: | Dealt Rate: | **Retrieve** **Reset** **Help**

Save Query: **Untitled** Save

Deal ID: | External Trade ID: | Due Date: 10-Sep-2013 | Last Update Time: Today | Client: TREATS Acronym: |

Site: PO Group: All | Unit ID: All | Trade Channel: | Client Platform: | Trade Type: All | Amount: |

Position: |

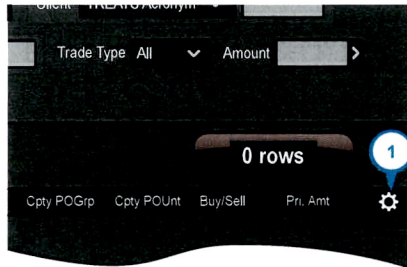
Trade Blotter

Action: Trade Monitor | Sort: Recently Updated first

NFOS ACK	External Trade ID	EFX Trade ID	Regulatory Key	Product	Site Code	Cpty POGrp	Cpty POUnt	Buy/Sell	Pri. Amt
0 rows									

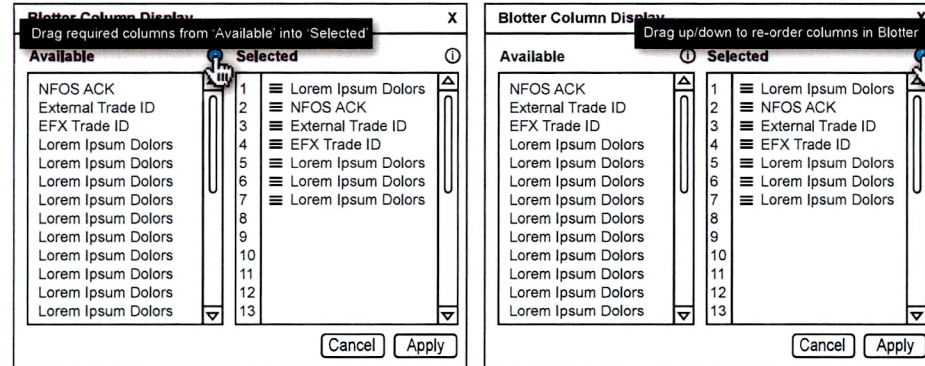
Column Display Controls

Column Configuration

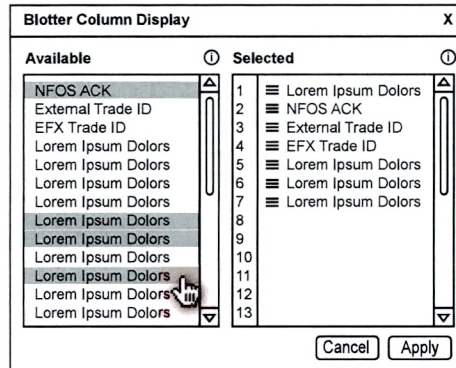


1. Column display controls icon. On-click, blotter column controls pop-up is displayed:

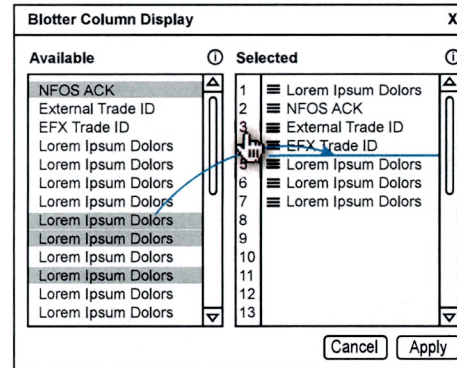
Instructional Tooltips



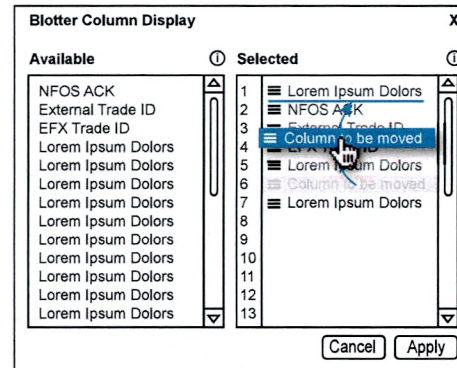
Instructional tooltips displayed on rollover of icon



1. Selection of required columns from full list including click and drag, CTRL and SHIFT click selection techniques

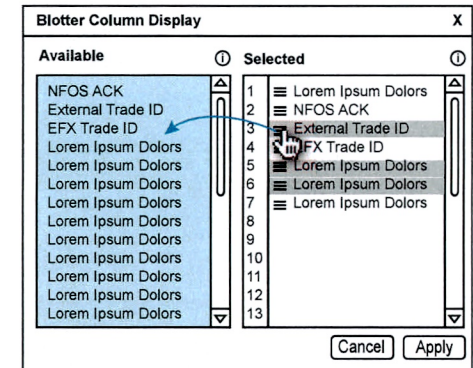


2. Selected columns can be dragged into the Blotter Columns table



3. Columns can be dragged and dropped into the required position.

The standard cursor changes when over the 'drag'/'grab' handle icon at the beginning of each row, indicating that they can be moved.



4. Columns can be removed from blotter view by dragging and dropping into All Columns table or hitting the [DELETE] key.

Changes are committed after the **Ok** button is clicked and the pop-up is closed

Column Display Controls

Colour Values

Not selectable (already selected for display in blotter):

#828080

Selectable (not selected for display in blotter):

#e1e1e1

